



HILUX



BORN TO ROAM YOU CAN IN A HILUX



FOR MORE THAN HALF A CENTURY HILUX HAS UNRELENTINGLY POWERED PEOPLE TO THE MOST REMOTE LOCATIONS ON THE PLANET, TACKLING EVERY KIND OF TERRAIN, OVERCOMING ANY KIND OF OBSTACLE. THE NEW HILUX BRINGS MORE POWER AND EVEN TOUGHER DESIGN TO THIS LEGENDARY VEHICLE. TESTED TO THE EXTREME, IT'S INVINCIBLE BY NAME AND INVINCIBLE BY NATURE. HILUX, THE WORLD'S TOUGHEST ICON, SINCE 1968.

CONTENTS

4	Engine & Drive	26	Accessories
6	Design	30	Colours
8	QDR	32	Wheels & Trims
10	CV Capabilities	34	Specifications
12	Interior	38	Environment
14	Technology	40	Peace of Mind
16	Safety	42	Toyota Professional
18	Grades	44	Dakar Rally

DISCOVER THE WORLD'S BEST-SELLING PICK-UP.
THE NEW TOYOTA HILUX INVINCIBLE

THE ULTIMATE WORK HARD, PLAY HARD PICKUP

A/T = Automatic transmission
M/T = Manual transmission
* Combined cycle.
† Not available on Hilux GR SPORT.

The 2.8 litre D-4D diesel engine maximises power and fuel efficiency while significantly reducing noise levels. This produces maximum torque across a greater speed range paired with unprecedented acceleration performance.

DIESEL
2.8 L D-4D 6 A/T
Power 204 DIN hp
Fuel consumption* 9.2-9.9 l/100 km
CO₂ emissions* 241-259 g/km
Acceleration
0-100 km/h 10.7 seconds
Available on Mid, High, Invincible

DIESEL
2.4 L D-4D 6 M/T†
Power 150 DIN hp
Fuel consumption* 9.6-10.4 l/100 km
CO₂ emissions* 252-274 g/km
Acceleration
0-100 km/h 13.2 seconds
Available on Entry

Whatever your journey, Hilux will take you there. Now available in a unique new design, GR SPORT joins the iconic Hilux line-up. Its powerful 2.8 litre diesel engine is capable of producing 204 DIN hp and up to 500 Nm of torque. With power that's supplied low down the rev range, you have torque available just when you need it. Thanks to dedicated front and back monotube with red springs in front and red shock in rear, GR SPORT delivers the best handling in the Hilux range and a comfortable ride on every journey – no matter your payload or the conditions. With no compromise on its powerful 3.5-tonne towing capacity, GR SPORT is the pinnacle of the Hilux line-up.


**MORE POWER,
MORE TORQUE.
MORE FUN**



Thanks to a unique style inspired by TOYOTA GAZOO Racing, Hilux GR SPORT makes a truly stand-out statement: a black meshed front grille with bold Toyota lettering, 17" bi-tone black GR SPORT alloy wheels and black wheel arch mouldings. Inside, dedicated GR SPORT black leather and synthetic suede seats are joined by striking red and carbon fibre highlights and GR SPORT logos throughout, adding a sporty touch to your adventures.

BUILT FOR GREATNESS. DESIGNED FOR PLEASURE

Did you know... Owning a 1985, jet black, 4x4 SR5 Xtracab Hilux was the dream of Marty McFly, played by Michael J Fox, in the box-office hit Back to the Future. But before he gets a chance to drive the truck, McFly is propelled back to 1955 where he meets his teenage parents-to-be.



GREAT DESIGN IN ANY TERRAIN

With a bold new look Hilux stands out, even when it's blending in. Its muscular stance conveys a sense of power, whilst the strong front and rear bumpers and tough body mouldings protect bodywork in the urban jungle. Refined and powerful, Hilux makes a compelling statement wherever you go. Stunning new light designs and a range of wheels enhance its bold good looks. Want to take it to the max? Look no further than the Invincible model, with a unique and striking design ... it's the ultimate statement of Hilux power and style.

WHATEVER YOUR PLAYGROUND, HILUX WAS DESIGNED FOR IT

Did you know... Owning a 1985, jet black, 4x4 SR5 Xtracab Hilux was the dream of Marty McFly, played by Michael J Fox, in the box-office hit Back to the Future. But before he gets a chance to drive the truck, McFly is propelled back to 1955 where he meets his teenage parents-to-be.



CONCRETE JUNGLE? ALWAYS STAND OUT



TOUGH, DURABLE,
RELIABLE?
UNQUESTIONABLE

Because Hilux is engineered and tested to operate in the world's most extreme environments, you can rely on the legendary quality, durability and reliability that's baked into every new vehicle. With a super strong body frame, 700 mm of ground clearance and exceptional wheel articulation even the toughest terrain can be tackled with confidence. Rigorous testing, and unique component design, honed over half a century, has resulted in a unique vehicle. Designed, engineered and built like no other pick-up.



TAKE YOUR
PASSIONS TO
NEW TERRITORIES
AND BEYOND

Did you know... The Killin Mountain Rescue Team in Scotland depend on Hilux 4x4 pick-ups to transport rescue teams and equipment into the most dangerous, remote and inhospitable areas of the mountains. When lives are at stake, the go-anywhere capabilities of Hilux become lifesavers.

There's good reason to feel confident in a New Hilux. Hill start Assist Control (HAC) and Active Traction Control (A-TRC) make the smoothest take-off simple, whilst its huge capacity to carry and tow means nothing gets left behind. So, whether you're climbing or descending the piste (did we mention Hilux has Downhill Assist Control?) when you're in new Hilux you can be sure you are in the very safest of hands*.

* Options and equipment dependent on model.

3.5T* TOWING CAPACITY AND 1 TONNE PAYLOAD: LEAVE NOTHING BEHIND

Did you know... During last year's cold snap in the North of England, a Hilux rescued a stranded articulated lorry that had become stuck on an icy stretch of road as they attempted to deliver food to a large supermarket.



* Up to 3.5 tonnes, 4WD only.

NO SKI LIFT? NO PROBLEM





**YOUR SPACE
YOUR WORLD**

Tough on the outside, comfortable on the inside, the interior of the new Hilux takes you to new levels of refinement and style. Durable materials and striking finishes look as good as they feel, whilst the JBL sound system with Harman CLARi-Fi technology, delivers superb audio quality whatever your choice of music. Double Cab Invincible models elevate levels still further with dual tone perforated leather seats delivering unrelenting comfort no matter how extreme the terrain you choose to tackle, and unique ambient lighting that bathes the cabin with soft blue light. As tough as it is comfortable, Hilux takes care of you, so you can take care of business.

Specification dependent on model.



**WHATEVER YOUR
MUSIC TASTES,
LET JBL AUDIO
DELIVER THE SOUND**

Did you know... When planning an 'Around the world in a hot air balloon', the expedition leader knew that a pick-up was the only vehicle that could handle the extreme challenge. Based on previous experience, they knew, it had to be a Hilux.

MISSION CONTROL? LIFE MADE EASY



Being tough doesn't mean you can't be clever, which is why Hilux offers you a range of innovative technologies that are designed to make life easier. The 8" tablet-style Toyota Touch® 2 screen features a host of multimedia features that put you in control of Bluetooth® audio streaming and hands-free calling. There's also Smartphone Integration via Apple CarPlay and Android Auto™. The new full colour combimeter displays everything from tyre angles to parking sensor information, all accessible via handy steering wheel controls. There's even a rear-view camera so you can avoid any nasty surprises when reversing. Hilux, because when you are on a mission you need to be in control.

Apple CarPlay is a trademark of Apple Inc.

INTUITIVE TECHNOLOGY DESIGNED AROUND YOU



Did you know... An expedition to the most northern spot of Russia is a trip that tests the strength of any team. But with the help of two Toyota Hilux, a team succeeded in covering more than 1,000 km of extreme driving conditions through polar nights.

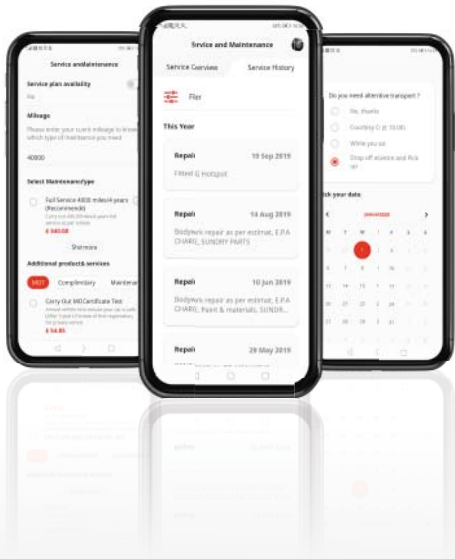
MyT | Connected Services

Life happens when You connect. MyT Connected Services includes MyT Multimedia and MyT App. Each suite is host to its own set of features, designed to make driving safer and more fun, whether you are inside or outside your vehicle. Through MyT Connected Services, you'll receive real-time updates such as speed camera warnings. In addition you'll have the ability to connect your phone to your car to enjoy your favourite apps directly through the infotainment screen.

MyT | Multimedia MyT | App

INTUITIVE, ADVANCED AND ENTERTAINING
With Smartphone Integration via Apple CarPlay and Android Auto™ you can also use favourite apps like Spotify, WhatsApp, Audible, Google Maps and Waze, all accessible via Siri voice assist and Ok Google. MyT Multimedia gives you access to the information you really need, like real-time traffic alerts and speed camera alerts. You can also check Points of Interest, locate parking spaces and review destinations with Google Street View.

ALWAYS CONNECTED TO YOUR TOYOTA
MyT App on your smartphone lets you communicate with your vehicle, no matter where you are. You can plan journeys from home, locate your parked vehicle and even receive service maintenance notifications.



Discover more at: www.toyota-europe.com/MyT



KNOWLEDGE IS POWER STAY CONNECTED

PEACE OF MIND? COMES AS STANDARD

Toyota Safety Sense includes advanced active safety systems for an even safer and more relaxed drive. At its heart are active technologies that can assist the driver.


Intelligent Cruise Control, which includes Adaptive Cruise Control combined with Road Sign Assist, automatically keeps the car at a pre-selected speed and warns the driver if the speed limit changes.

Lane Departure Alert helps to keep you on course by providing an audio and visual warning if the vehicle starts to drift from its lane marking without use of the turning signal. Steering Control applies corrective force in the event of unintentional lane departure.

Trailer Sway Control (TSC), suppresses any sway caused by wind, bumpy roads or steering etc. whenever you are towing. With sensors detecting yaw, acceleration and steering, TSC uses deceleration control and yaw moment to limit sway.



Because your safety is our priority, Hilux is fitted with an advanced safety system, **Toyota Safety Sense**. Using both camera and laser technology, Toyota Safety Sense combines a range of active technologies including Pre-Collision System with Pedestrian and Cyclist Detection, Intelligent Adaptive Cruise Control and Lane Departure Alert with Brake Induced Steering, whilst Trailer Sway Control always keeps loads in line and under control. With the reassurance of seven airbags, an immensely strong body-on-frame construction and the extensive use of high tensile steel throughout, the new Hilux keeps you protected whatever the adventure.



YOU CAN'T PREDICT THE UNEXPECTED, BUT YOU CAN PREPARE

Did you know... A windmill mechanic in Australia has clocked up more than half a million kilometres in his 1983-model Hilux. His 'territory' is more than 100,000 square kilometres of rural Queensland and he estimates there are seven to eight thousand windmills to service.

HILUX GRADES



ENTRY GRADE MAIN FEATURES

Main features

- Available in all body colours except Pearl White (070)
- Black fabric with oval pattern (FC20)
- Full spare steel wheel
- All Terrain tyres
- Hill-start Assist Control (HAC)
- 17" silver steel wheels
- Traction Control (TRC)
- Trailer Sway Control (TSC)
- Follow-me-home headlights

**THE TOUGHEST
JOBS DEMAND THE
TOUGHEST TOOLS.**
100% HILUX,
100% TOUGH

Available in all body types



MID GRADE MAIN FEATURES

Main features (additional to Entry)

- Available in all colours
- Black fabric with vertical pattern (FE20)
- 17" dark grey alloy wheels (6-spoke)
- Front fog lamps (LED)
- Toyota Touch® 2 multimedia system
- 8" multimedia display
- Rear-view camera display in audio screen
- Pre-Collision System with Pedestrian and Cyclist Detection
- Chrome door mirrors
- Downhill Assist Control (DAC)
- Road Sign Assist
- Intelligent Adaptive Cruise Control
- Lane Departure Alert switch on steering wheel
- Front wiper de-icer
- Lane Departure Alert with brake-induced Steering
- Heated driver & front passenger seats
- Chrome surround on upper front grille
- 4-spoke leather steering wheel
- Headlamp cleaners

Available in Extra Cab and Double Cab



AMAZINGLY
TOUGH,
SURPRISINGLY
COMFORTABLE

**TOUGHER BY DESIGN,
EQUIPPED BY DESIRE.**
HARD WORK
DESERVES REWARD



HIGH GRADE MAIN FEATURES

Main features (additional to Mid)

- Black leather (LA20)
- Power-height-adjustable driver seat
- Leather front door armrests
- Privacy glass on rear windows
- Power-reclining driver seat
- 60:40 split tip-up rear bench
- 18" black machined-face alloy wheels (6-spoke)

Available in Extra Cab and Double Cab



INVINCIBLE MAIN FEATURES

Main features (additional to High)

- Dual-tone perforated leather (LE21)
- MLM Edition centre cap
- 18" black alloy wheels (5-spoke)
- Light blue ambient lighting on front doors
- Bi-tone dark grey & grey wheel arch moulding
- Dark grey door mirrors
- Dark grey surround on upper front grille
- Dark grey upper front grille
- Wide front bumper (MLM Edition)
- Ambient lighting on rear doors

Available in Extra Cab and Double Cab



**INVINCIBLE BY NAME,
INVINCIBLE BY NATURE.**
THE ULTIMATE STATEMENT
OF POWER AND STYLE

**THE LEGENDARY
HILUX TOUGHNESS.
NOW IN
GR SPORT STYLE**



GR SPORT MAIN FEATURES

Main features (additional to Invincible)

- 17" bi-tone black machined-face GR SPORT alloy wheels (6-double-spoke)
- Black meshed upper front grille with TOYOTA name logo
- Black wheel arch mouldings
- Front and back monotube with red springs in front and red shock in rear
- Front red coil springs
- GR SPORT badges
- Black door mirrors
- Red stitching
- Paddle shifts
- Black insert with carbon fibre effect on dashboard
- Red deco line on upper dashboard
- Blue door illumination
- GR SPORT seats with black leather and synthetic suede with red perforation and stitching
- Aluminium sport pedals
- GR SPORT logo on floor mats
- GR SPORT combimeter
- GR SPORT start button
- GR SPORT centre console

Available in Double Cab



ADDED ATTITUDE



OFF ROAD/STYLE PACK

Complete front guard: The front guard with integrated underguard emboldens your car with a tough sturdy look.

Bumper protector: Add more stance with these colour-fading-resistant hard plastic guards. They protect against accidental impacts, keeping your Hilux looking as striking as ever.

Black aluminium roll cover: The lockable, weather-proof aluminium roll-top cover protects the deck contents.

Black High Over Bar: Rugged, solid, confident.

Side bar with steps: The distinctive tubular stainless steel bars with steps grab attention and protect the side panels against minor impacts.

PROTECTION PACK

Front underrun: Emboldens your car with a tough and sturdy look.

Bumper Protector (silver insert): Add more stance with these colour-fading-resistant hard plastic guards. They protect against accidental impacts, keeping your Hilux looking as striking as ever.

Side mouldings (cladding): Protect your Hilux exterior with these tough plastic claddings that both enhance its visual appeal and fend off scratches and scuffs.

Side bars with steps (stainless steel): The distinctive tubular stainless steel bars with steps grab attention and protect the side panels against minor impacts.

Silver aluminium roll cover: The lockable, weather-proof aluminium roll-top cover protects the deck contents.

Stainless steel High Over Bar: The stainless steel High Over Bar is fixed just behind the cab to create a superb utility device. It also adds that extra touch of design to your vehicle.



GENUINE TOYOTA
ACCESSORIES
FOR MORE STRIKING
AND READY-FOR-
ANYTHING HILUX

SILVER/CHROME PACK

Headlamp chrome bezel: Customise your vehicle with a touch of chrome, enhancing its looks. Carefully designed to integrate with the contours of your car.

Chrome foglamp surround: Complements your car's front foglamps and bumper with a stylish chrome detail.

Chrome front bumper garnish: Chrome elements on the front bumper emphasise the poised Hilux styling.

Flat side steps (aluminium): Aluminium side steps with a non-slip surface for easy access to the cab and deck.

High Over Bar: Stainless steel design for a powerful, rugged appeal.

Utility box: Side-mounted on the deck, the storage box can be accessed easily. It's lockable and protects contents against water, mud and sand.

Double Cab inner bedliner and tail gate bedliner: Precision-moulded for maximum load space: high-density polyethylene protects the deck bed, side and tailgate panels.



INVINCIBLE PACK

Aluminium scuff plates (front & rear): Boost your interior's style even further with additional protection for the door-sill paintwork.

Leather handbrake lever: Assured, tough, refined. The perforated leather finish enhances the premium interior feel.

Floormat: Hard-wearing anthracite-coloured textile mats provide protection against mud and grime.



LOOKING YOUR
BEST, AT ALL TIMES;
THE HILUX ALWAYS
MEANS BUSINESS

TRANSPORT PACK

Leisure Hardtop with roof rails: Weather-resistant and incredibly practical, the hardtop creates a solid, seamless look. Uniquely designed for the Hilux, it has roof rails, lockable hinged and tinted windows and interior LED lights.

Crossbars for Hardtop or Cabin: Toyota crossbars are purpose designed to install on the Hilux Hardtop or Cabin and so add an extra dimension of carrying capacity to your vehicle. They are aerodynamic, made of aluminium, fully lockable and very easy to fit. The crossbars incorporate a quick attachment concept that enables you to combine them with a wide range of optional attachments.

Flanged Towing Hitch: With its 3200 kg capacity, a Toyota towing hitch gives you plenty of load-carrying flexibility.



TOUGH
NEVER LOOKED
SO GOOD



040 Pure White

218 Attitude Black[§]

089 Pearl White*

3U5 Emotional Red[§]1D6 Zircon Silver[§]6X1 Oxyde Bronze[§]1G3 Ash Grey[§]8X8 Midnight Blue[§]

* Pearlescent paint.

§ Metallic paint.



READY TO GO ANYWHERE WHEELS & TRIMS

1. 17" black steel wheels
Standard on Standard
2. 17" dark grey alloy wheels (6-spoke)
Standard on Mid
3. 18" black machined-face alloy wheels (6-spoke)
Standard on High
4. 18" black alloy wheels (5-spoke)
Standard on Invincible
5. 17" bi-tone black machined-face GR SPORT alloy wheels (6 double spoke)
Standard on GR SPORT

6. 17" black machined-face alloy wheels (6-spoke)
Optional on all grades
7. 17" black machine-faced alloy wheels (6-double-spoke)
Optional on all grades
8. 18" black machined-face alloy wheels (6-spoke)
Optional on all grades
9. 18" matt black alloy wheels (6-spoke)
Optional on all grades



1. Black fabric with oval pattern
Standard on Standard
2. Black fabric with vertical pattern
Standard on Mid
3. Black leather
Standard on High
4. Dual-tone perforated leather
Standard on Invincible
5. GR SPORT seats with black leather and synthetic suede with red perforation and stitching
Standard on GR SPORT

SPECIFICATIONS

ENVIRONMENTAL PERFORMANCE		Diesel 2.8 l D-4D 6 A/T	Diesel 2.4 l D-4D 6 M/T
Fuel consumption (applicable legislation)			
Combined speeds (l/100km)		9.2-9.9	9.6-10.4
Low speed (l/100km)		11.2-11.6	10.7-11.2
Medium speed (l/100km)		9-9.6	8.9-9.6
High speed (l/100km)		8-8.7	8.3-9.0
Recommended fuel grade		48 or more (cetane)	48 or more (cetane)
Fuel tank capacity (litres)		80	80
Carbon dioxide, CO ₂ (applicable legislation)			
Combined speeds (g/km)		241-259	252-274
Low speed (g/km)		294-304	281-293
Medium speed (g/km)		237-251	233-251
High speed (g/km)		211-227	218-237
Extra high speed (g/km)		250-275	281-311
Exhaust emissions (regulation EC 715/2007 complemented by EC 2018/1832AO)			
Euro class		EURO 6 AO	EURO 6 AO
Carbon monoxide, CO (mg/km)		27	42.2
Nitrogen Oxides, NOx (mg/km)		31.4	49.7
Hydrocarbons, THC & Nitrogen Oxides, NOx (mg/km)		32.9	54.9
Smoke particulates (mg/km)		1.1	0.51
Sound level drive by (dB(A))		71.0	72.0

The fuel consumption and CO₂ values are measured in a controlled environment on a representative production model, in accordance with the requirements of the new WLTP European Regulation EC 2017/1151 and its applicable amendments. For each individual vehicle configuration, the final fuel consumption and CO₂ values may be calculated based on the ordered optional equipment. The fuel consumption and CO₂ values of your vehicle may vary from those measured or calculated values, as driving behaviour as well as other factors (such as road conditions, traffic, vehicle condition, tyre pressure, load, number of passengers, etc.) have an influence on a car’s fuel consumption and CO₂ emissions. For more information regarding the new WLTP test method, please visit: <https://www.toyota-europe.com/world-of-toyota/feel/environment/worldwide-harmonized-light>

ENGINE		Diesel 2.8 l D-4D 6 A/T	Diesel 2.4 l D-4D 6 M/T
Engine code		1GD-FTV (High)	2GD-FTV (High)
Number of cylinders		4 Cylinder, in line	4 Cylinder, in line
Valve mechanism		DOHC 16-Valve	DOHC 16-Valve
Fuel system		Fuel injection	Fuel injection w/ common rail
Displacement (cc)		2755	2393
Bore x stroke (mm x mm)		92 x 103.6	92 x 90
Compression ratio		15.6:1	15.6:1
Maximum power output (DIN hp)		204	150
Maximum power output (kW/rpm)		150/3000	110/3400
Maximum torque (Nm/rpm)		500/1600-2800	400/1600-2000

PERFORMANCE

Maximum speed (km/h)	175	170
0–100 km/h (secs)	10.7	13.2

SUSPENSION

Front	Double wishbone	Double wishbone
Rear	Leaf spring rigid axle	Leaf spring rigid axle

BRAKES

Front	Ventilated disc 4-cylinder	Ventilated disc 4-cylinder
Rear	Drum	Drum

WEIGHTS & TOWING CAPACITY

	Diesel 2.8 l D-4D 6 A/T	Diesel 2.4 l D-4D 6 M/T
Total gross vehicle mass (kg)	6200 / 6300	6000
Kerb weight (kg)	2090-2355	2080-2150
Towing capacity with brakes (kg)	3500	3500
Towing capacity without brakes (kg)	750	750

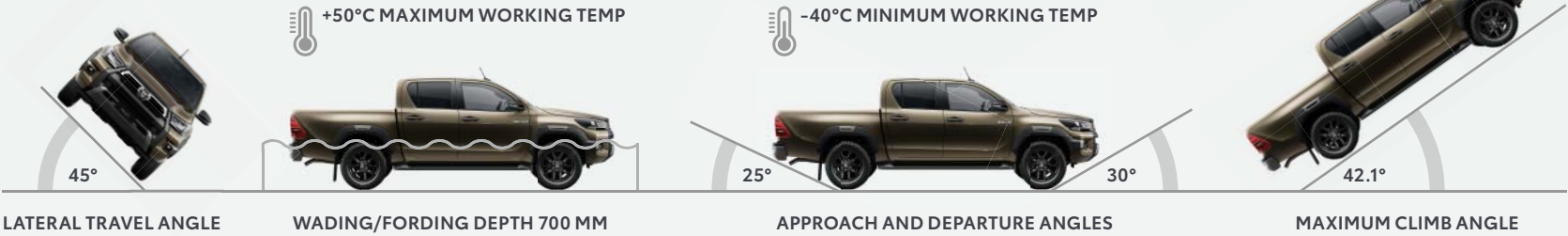
SPECIFICATIONS

EXTERIOR DIMENSIONS	Double Cab	Extra Cab	Single Cab
Exterior length (mm)	5325	5325	5325
Exterior width (mm)	1855 / 1900	1855	1800
Exterior height (mm)	1815	1810	1795
Front tread (mm)	1540	1540	1500
Rear tread (mm)	1550	1550	1510
Front overhang (mm)	985	985	990
Rear overhang (mm)	1255	1255	1255
Wheelbase (mm)	3085	3085	3085

INTERIOR DIMENSIONS	Double Cab	Extra Cab	Single Cab
Interior length (mm)	1697	1404	932
Interior width (mm)	1480	1481	1481
Interior height (mm)	1170	1168	1175

LOAD VOLUME	Double Cab	Extra Cab	Single Cab
Deck length (mm)	1525	1808	2315
Deck width (mm)	1540	1540	1575
Deck height (mm)	480	480	480

LEGENDARY CAPABILITIES



OFF ROAD	Double Cab	Extra Cab	Single Cab	SPECIFICATIONS
Min. running ground clearance (mm)	310	289	227	
Approach angle (°)	29	32	30	
Departure angle (°)	27	20	20	
Climbing angle (°)	42.1	42.1	42.1	
Ramp break-over angle (°)	23	23	23	
Wading depth (mm)	700	700	700	

WHEELS	Entry	Mid	High	Invincible	GR SPORT
17" dark grey alloy wheels (6-spoke)	–	●	–	–	
17" silver steel wheels	●	–	–	–	
17" bi-tone black machined-face GR SPORT alloy wheels (6-double-spoke)	–	–	–	–	●
18" black alloy wheels (5-spoke)	–	–	–	●	
18" black machined-face alloy wheels (6-spoke)	–	–	●	–	
MLM Edition centre cap	–	–	–	●	
Full spare alloy wheel	–	–	●	●	
Full spare steel wheel	●	●	–	–	
Highway Terrain tyres	–	–	●	●	
All Terrain tyres	●	●	–	–	



● = Standard ○ = Optional – = Not Available * Single Cab. [‡] Extra Cab.

EQUIPMENT

XXXXX XXXXX	Entry	Mid	High	Invincible

XXXXX XXXXX	Entry	Mid	High	Invincible

XXXXX XXXXX	Entry	Mid	High	Invincible

XXXXX XXXXX	Entry	Mid	High	Invincible

● = Standard ○ = Optional – = Not Available



EFFICIENCY AND LOW EMISSIONS

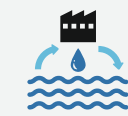
At Toyota, we want to go beyond zero environmental impact and leave the world in a better place than we found it. To make that happen, we have set ourselves six challenges to complete by 2050. Each one presents its own difficulties, but we are committed to generating a positive and sustainable impact on society and the natural world as a whole.

For more information regarding Toyota Environmental Challenge please visit:
www.toyota-europe.com/world-of-toyota/feel/environmental-sustainability
or contact your local Toyota retailer.



CHALLENGE 1 NEW VEHICLE – ZERO CO₂ EMISSIONS

By 2050, we want to reduce the CO₂ emissions from our vehicles by 90% compared to our 2010 levels. To achieve this, we will promote the development of new vehicles with low or zero carbon emissions, and do everything we can to increase the uptake of these vehicles.



CHALLENGE 4 MINIMISING AND OPTIMISING WATER USAGE

To minimise water usage, we have started to collect rainwater at our manufacturing plants. We have also developed purification methods so that the water we do use can either be used again or returned safely into the local supply.



* Toyota's LCA methodology, which is applied to our passenger vehicles, was reviewed and approved by TÜV Rheinland and has been certified to comply with ISO14040/14044 standards.



CHALLENGE 2 LIFE CYCLE – ZERO CO₂ EMISSIONS

We are working to create more environmentally friendly designs – and then analysing and refining them to ensure the lowest possible environmental impact throughout the vehicle's entire life cycle*.



CHALLENGE 5 ESTABLISHING A RECYCLING-BASED SOCIETY AND SYSTEMS

We've been working on the challenge of resource recycling for 40 years, with the result that 95% of every Toyota Hilux is now reusable and recoverable. In addition, we offer new and innovative ways of returning your vehicle when it eventually reaches 'the end of the road'.



CHALLENGE 3 PLANT – ZERO CO₂ EMISSIONS

To reduce carbon emissions at our manufacturing plants, we are focusing on improving the technologies we use and switching to alternative power sources. We are committed to making our facilities more energy-efficient and adopting renewable energy sources such as solar and wind, as well as low-carbon power such as hydrogen energy.



CHALLENGE 6 ESTABLISHING A FUTURE SOCIETY IN HARMONY WITH NATURE

To preserve and enhance our co-existence with the natural world, we are organising reforestation and tree planting, green urban schemes and other environmental initiatives, both at our own sites and in the wider world. Our aim is to establish a society where people and nature coexist in harmony.

YOUR COMPLETE PEACE OF MIND WITH TOYOTA

QUALITY SERVICE

Your Toyota will need a Health & Safety check at least once every 2 years/30,000 km (whichever comes sooner). An intermediate check is necessary every year or 15,000 km.

LOW MAINTENANCE COSTS

All Toyota vehicles are designed and engineered to minimise your maintenance costs.

GENUINE PARTS

Providing the reassurance of Toyota quality, only genuine and approved components are used on your vehicle.

COMPREHENSIVE WARRANTY

Every new Toyota comes with a 3-year/100,000 km vehicle warranty*, which covers any defect caused by a manufacturing fault[§].

ADDED SECURITY

Toyota's comprehensive security system withstands the insurance industry's rigorous 5-minute attack test.

TOYOTA EURO CARE

Enjoy peace of mind driving with complimentary Toyota Eurocare roadside assistance in 40 European countries for 3 years[§].

GENUINE ACCESSORIES

Toyota accessories are designed and manufactured with the same care, quality and attention to detail as Toyota vehicles. All accessories are covered by a 3-year warranty when purchased together with the vehicle[§].

For more information on peace of mind visit: www.toyota-europe.com/service-and-accessories

* Check with your retailer for specific warranty details. [§]Transport to the nearest authorised Toyota repairer will also be covered. In addition the 3-year/unlimited mileage paint warranty protects against defects and surface rust caused by a manufacturing fault. Every new Toyota is covered by a 12-year anti-corrosion (not valid for commercial vehicles) warranty against perforation of body panels caused by a manufacturing fault in materials or workmanship. [§] Belgium 5 years/Portugal and Denmark 1 year.

EFFICIENCY AND LOW EMISSIONS



At Toyota, we want to go beyond zero environmental impact and leave the world in a better place than we found it. To make that happen, we have set ourselves six challenges to complete by 2050. Each one presents its own difficulties, but we are committed to generating a positive and sustainable impact on society and the natural world as a whole.

For more information regarding Toyota Environmental Challenge please visit:
www.toyota-europe.com/world-of-toyota
or contact your local Toyota retailer.



CHALLENGE 1 NEW VEHICLE – ZERO CO₂ EMISSIONS

By 2050, we want to reduce the CO₂ emissions from our vehicles by 90% compared to our 2010 levels. To achieve this, we will promote the development of new vehicles with low or zero carbon emissions, and do everything we can to increase the uptake of these vehicles.



CHALLENGE 4 MINIMISING AND OPTIMISING WATER USAGE

To minimise water usage, we have started to collect rainwater at our manufacturing plants. We have also developed purification methods so that the water we do use can either be used again or returned safely into the local supply.



* Toyota's LCA methodology, which is applied to our passenger vehicles, was reviewed and approved by TÜV Rheinland and has been certified to comply with ISO14040/14044 standards.



CHALLENGE 2 LIFE CYCLE – ZERO CO₂ EMISSIONS

We are working to create more environmentally friendly designs – and then analysing and refining them to ensure the lowest possible environmental impact throughout the vehicle's entire life cycle*.



CHALLENGE 5 ESTABLISHING A RECYCLING-BASED SOCIETY AND SYSTEMS

We've been working on the challenge of resource recycling for 40 years, with the result that 95% of every Toyota Hilux is now reusable and recoverable. In addition, we offer new and innovative ways of returning your vehicle when it eventually reaches 'the end of the road'.



CHALLENGE 3 PLANT – ZERO CO₂ EMISSIONS

To reduce carbon emissions at our manufacturing plants, we are focusing on improving the technologies we use and switching to alternative power sources. We are committed to making our facilities more energy-efficient and adopting renewable energy sources such as solar and wind, as well as low-carbon power such as hydrogen energy.



CHALLENGE 6 ESTABLISHING A FUTURE SOCIETY IN HARMONY WITH NATURE

To preserve and enhance our co-existence with the natural world, we are organising reforestation and tree planting, green urban schemes and other environmental initiatives, both at our own sites and in the wider world. Our aim is to establish a society where people and nature coexist in harmony.

YOUR COMPLETE PEACE OF MIND WITH TOYOTA

QUALITY SERVICE

Your Toyota will need a Health & Safety check at least once every 2 years/30,000 km (whichever comes sooner). An intermediate check is necessary every year or 15,000 km.

ADDED SECURITY

Toyota's comprehensive security system withstands the insurance industry's rigorous 5-minute attack test.

LOW MAINTENANCE COSTS

All Toyota vehicles are designed and engineered to minimise your maintenance costs.

TOYOTA EUROCARE

Enjoy peace of mind driving with complimentary Toyota Eurocare roadside assistance in 40 European countries for 3 years[§].

GENUINE PARTS

Providing the reassurance of Toyota quality, only genuine and approved components are used on your vehicle.

GENUINE ACCESSORIES

Toyota accessories are designed and manufactured with the same care, quality and attention to detail as Toyota vehicles. All accessories are covered by a 3-year warranty when purchased together with the vehicle[§].

COMPREHENSIVE WARRANTY

Every new Toyota comes with a 3-year/100,000 km vehicle warranty*, which covers any defect caused by a manufacturing fault[§].

For more information on peace of mind visit: www.toyota-europe.com/service-and-accessories

* Check with your retailer for specific warranty details. [§] Transport to the nearest authorised Toyota repairer will also be covered. In addition the 3-year/unlimited mileage paint warranty protects against defects and surface rust caused by a manufacturing fault. Every new Toyota is covered by a 12-year anti-corrosion (not valid for commercial vehicles) warranty against perforation of body panels caused by a manufacturing fault in materials or workmanship. [§] Belgium 5 years/Portugal and Denmark 1 year.

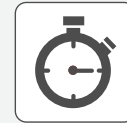
TOYOTA PROFESSIONAL YOUR BUSINESS PARTNER

Toyota know that business is never just business, which is why we have created a range of commercial vehicles you can trust. Choose from our new legendary Hilux, Proace City, Proace and Land Cruiser and put your business in safe hands. Our dedicated Toyota Professional retailers are on hand to keep you moving. With highly trained technicians and a comprehensive range of services built around you, Toyota Professional offers you the back-up you need for total peace of mind.



PICK-UP AND DELIVERY

If your Toyota needs to be repaired, we will pick it up and return it, so that you can carry on with your business. Simple.




EXPRESS SERVICE

Time is money, so we guarantee to complete scheduled services and maintenance in 60 minutes or less, with two technicians working on your vehicle at the same time.



EXTENDED OPENING HOURS

We will take care of your pick-up when you don't need your pick-up to take care of your business, with opening hours that suit you.



FAST LANE FOR SPECIFIC SERVICES

Some things just can't wait, which is why we have created a fast lane servicing facility for urgent repairs. It really couldn't be quicker.



ROAD SERVICE ASSISTANCE

It's reassuring to know that you are never alone: our roadside assistance includes mobile workshops and vehicle recovery to get you up and running again as quickly as possible.



COURTESY HILUX

Need a pick up when yours is with us? Our fleet of courtesy pick ups are here to keep you moving.

The Dakar Rally is the most extreme endurance rally on earth. It is the ultimate test to make better cars, which is why Toyota have competed for the past 40 years. It pushes quality, durability and reliability to its limits. The terrain is extreme, the speeds unbelievable. In these conditions, trust is key. One of the greatest Formula One drivers in the history of the sport, two-time World Formula One Champion Fernando Alonso joined the 2020 Dakar Rally team. Alonso competed alongside Nasser Al-Attiyah, who proved the incredible strength and pace of the legendary Hilux by winning the 2019 Dakar Rally.

For more information visit: www.toyota-europe.com/world-of-toyota/toyotagazooracing/tgrdakar

**DAKAR IS THE
ULTIMATE TEST
TO MAKE
BETTER CARS**



**WHY COMPETE IN THE
TOUGHEST RACE?**



BORN TO ROAM YOU CAN IN A HILUX



To continue your
experience scan
this QR code.

WWW.TOYOTA-EUROPE.COM

To the best of our knowledge, all information in this brochure is correct at time of going to print. Details of specifications and equipment provided in this brochure are subject to local conditions and requirements and may, therefore, vary from models available in your area. Please enquire with your local retailer for details on your local specifications and equipment. • Vehicle body colours may differ slightly from the printed photographs in this brochure. • The readability of QR codes present in this brochure may differ according to the scanner used. Toyota cannot be held responsible should your device not be able to read any QR codes. • Toyota Motor Europe reserves the right to alter any details of specifications and equipment without prior notice. • © 2022 by Toyota Motor Europe NV/SA ("TME"). • No part of this publication may in any way be reproduced without the prior written approval of Toyota Motor Europe.