

# PROACE VERSO



**TOYOTA**

ALWAYS A  
**BETTER** WAY




# TOYOTA BETTER HYBRID HAPPY TRUST TOGETHER YOU

EVERY DAY WE LOOK AHEAD, MOVE FORWARD, EVOLVE. OUR PASSION IS ALWAYS TO DELIGHT – WITH A VEHICLE THAT EXCEEDS EXPECTATIONS, THRILLS, EXCITES, REASSURES AND DELIVERS BETTER FOR TODAY'S WAY OF LIFE. TAKE US FOR GRANTED.

**TOYOTA.** ALWAYS A **BETTER** WAY







**TOYOTA**

ALWAYS A  
**BETTER** WAY





## CONTENTS

6 COMFORT  
8 VERSATILITY  
10 FEATURES  
12 ENGINES  
14 SAFETY

16 GRADES  
22 ACCESSORIES  
26 COLOURS, WHEELS, TRIMS  
28 SPECIFICATIONS  
32 EQUIPMENT

36 PEACE OF MIND  
38 TOYOTA SERVICE  
39 TOYOTA BUSINESSPLUS

# A SMOOTH DRIVE EQUIPPED FOR AN EASY LIFE

**The new PROACE VERSO continues our history of versatile people carriers, by offering spacious travel and practical solutions for the most active lifestyles.**





# SIT BACK AND RELAX

**The PROACE VERSO's comfortable, high-quality cabin and technology make the longest journeys pass by with ease.**

Whether it's keeping your business moving or your family entertained, the PROACE VERSO makes every journey supremely comfortable. Enjoy a driving experience that soothes with supportive seats, a supple ride and hushed noise levels. With keen attention to detail, the PROACE VERSO treats you to a superior driving position, thoughtful ergonomics and a high level of standard specification.

If it's the finer things in life you covet, the VIP grade has it all: luxurious massaging leather front seats, second-row captain seats, rail-mounted seats and rear passenger lounge table, privacy glass, large colour touchscreen, premium Head Up Display and upgraded central combination meters. Quality that's a match for any VIP guest or red carpet occasion.



For Shuttle and Family grades the rear-view camera display is conveniently located in the rear-view mirror for safe and easy low-speed manoeuvres.



VIP grade features a high-resolution Pro-Touch multimedia system\* with navigation<sup>§</sup> complete with Connected Services for 10 years. Features include: real-time traffic, TomTom places, weather, parking, fuel prices and danger zone (speed camera) alerts, as well as the convenience of Bluetooth® calls, multimedia and a rear-view camera display.

\* Optional on Shuttle and Family grades.

§ Optional on VIP grade.

COMFORT



PRACTICAL



# SPACE THAT ADAPTS TO YOU

**Accommodating, versatile and comfortable: the new PROACE VERSO has practical solutions for the most active of lives.**

Life's made easy whatever the situation in PROACE VERSO thanks to smart solutions that provide impressive versatility for larger loads and maximum practicality for your passengers. Folding seats (which come with the option for upright folding) and rail seats\* (that can be repositioned or removed completely) allow you to configure the load area exactly how you need it, while convenient fold-up tables\* let passengers settle back to work, rest or play.

\* Not available on Shuttle grade.  
 ‡ Available on VIP grade.



Enjoy flexible luggage space or increased legroom with sliding and removable rail seats, available on Family and VIP grades.



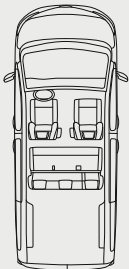
Your passengers can relax, entertain themselves or work in comfortable surroundings thanks to a rail-mounted rear passenger lounge table‡.



For when you need to carry even more luggage than normal, the upright folding seats – standard on Shuttle grade – can be tipped so you can utilise every inch of available loading space.

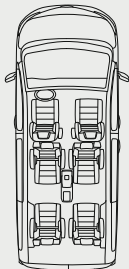
## Seat configurations

**5 Seats**



Shuttle

**6 Seats**



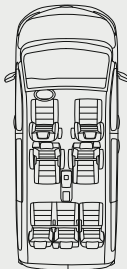
VIP

**6 Seats**



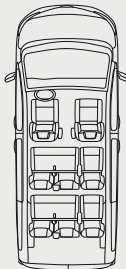
Shuttle

**7 Seats**



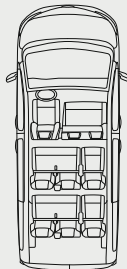
VIP

**8 Seats**



Shuttle° and Family

**9 Seats**



Shuttle°

° Compact with 3rd row bench seat.



**Thoughtful features and innovative technology combine to make life easier and your drives comfortable and safe.**

The PROACE VERSO is guaranteed to impress with a suite of advanced features. A panoramic glass roof and Head Up Display let you enjoy more relaxing and safer journeys, while an opening tailgate rear window and motorised sliding doors provide thoughtful features that you'll wonder how you lived without. Together with a high standard specification, you'll be able to appreciate a new level of refinement on your journeys.

Enjoy a real helping hand when you need it most by upgrading to a hands-free motorised sliding door, which operates by simply waving your foot underneath the rear bumper for impressive convenience.



# CONVENIENCE YOU'LL REALLY APPRECIATE



The Toyota Skyview® adds an even more premium feel to the interior. This large panoramic glass roof brightens the cabin with warm, natural light.



An advanced Head Up Display projects a range of information – from current speed to navigation instructions and driver alerts – on to a display in front of the windscreen in the driver's line of sight.



An opening tailgate rear window – a standard feature on Family and VIP grades – offers quick and easy access to the luggage compartment without needing to open the tailgate.



PROACE VERSO's motorised sliding doors are activated by a simple pull on the exterior or interior door handles. This function can also be activated via buttons on your key fob, dashboard and B-pillar – entering or exiting the rear seats has never been so easy.



# FUEL-SAVING POWER

**Advanced diesel engines and smooth transmissions combine cost-saving fuel efficiency with great driveability.**

With a complete line-up of advanced diesel engines and smooth transmissions, the PROACE VERSO gives you power to match its load-lugging ability and fuel efficiency that you'll appreciate at the pumps. With two responsive diesel engines to choose from – 1.6 and 2.0 litre, four power outputs – 95 DIN hp to 180 DIN hp, and four transmissions – 5- and 6-speed manual, 6-speed MM and 6-speed automatic, there's a powertrain to cope with every demand. By incorporating start and stop technology across the range\*, the PROACE VERSO offers impressive fuel economy and CO<sub>2</sub> emissions from 133 g/km<sup>§</sup>.

\* Except 1.6 litre, 5-speed manual.

§ Combined cycle.



The PROACE VERSO's Toyota Traction Select (TTS) system offers superior traction and non-skid performance on all road surfaces, such as snow, ice, mud and sand to keep you safe and in control whatever the conditions.





**DIESEL**

**1.6 l D-4D 95  
5 M/T**

Power  
**95 DIN hp**  
Fuel consumption\*  
**5.5 l/100 km**  
CO<sub>2</sub> emissions\*  
**144 g/km**  
Available on  
**Shuttle, Family**

**DIESEL**

**1.6 l D-4D 95  
6 MM**

Power  
**95 DIN hp**  
Fuel consumption\*  
**5.4 l/100 km**  
CO<sub>2</sub> emissions\*  
**139 g/km**  
Available on  
**Shuttle**

**DIESEL**

**1.6 l D-4D 115  
6 M/T**

Power  
**116 DIN hp**  
Fuel consumption\*  
**5.1 l/100 km**  
CO<sub>2</sub> emissions\*  
**133 g/km**  
Available on  
**Shuttle, Family**

A/T = Automatic transmission    M/T = Manual transmission  
MM = MultiMode transmission



**DIESEL**

**2.0 l D-4D 150  
6 M/T**

Power  
**150 DIN hp**  
Fuel consumption\*  
**5.3 l/100 km**  
CO<sub>2</sub> emissions\*  
**139 g/km**  
Available on  
**All grades**

**DIESEL**

**2.0 l D-4D 180  
6 A/T**

Power  
**177 DIN hp**  
Fuel consumption\*  
**5.9 l/100 km**  
CO<sub>2</sub> emissions\*  
**155 g/km**  
Available on  
**VIP**

\* Combined cycle.

**Automatic High Beam** is designed to optimise visibility during night driving. It switches automatically between high and low beam for safer night-time driving.

**Lane Departure Alert** will warn the driver if the vehicle starts to deviate from its lane.

Manoeuvre more safely during lane changes with **Blind Spot Monitor** system.

**SCAN THIS QR CODE.**  
Find out more on Toyota Safety Sense.



**Pre-Collision System\*** with Pedestrian Detection uses millimetre-wave radar and a camera to detect vehicles or pedestrians and help avoid collisions.



The PROACE VERSO was awarded a 5-star rating from the safety testing organisation Euro NCAP.



# SAFETY COMES FIRST

**A range of advanced safety features helps to keep you and your passengers out of harm's way.**

When business or family life takes you on the road every day, you want to know that you're travelling in safe hands. With Toyota Safety Sense in the new PROACE VERSO, you're doing just that. Available in two optional Toyota Safety Sense packages, the wide range of innovative safety systems help to keep you safe.

## Toyota Safety Sense Package 1

- Lane Departure Alert
- Road Sign Assist
- Automatic High Beam
- Driver Attention Alert

## Toyota Safety Sense Package 2

- Adaptive Cruise Control
- Adjustable Speed Limiter (ASL)
- Pre-Collision System\* with Pedestrian Detection
- Cornering lights

Completing the line-up of safety systems is Blind Spot Detection; parking sensors and rear-view monitor are also available for easier and safer parking. Combining all these features with a 5-star EuroNCAP safety rating makes the PROACE VERSO a safe place to spend a busy working day.

\* Technical name: Pre-Crash Safety System.



## Supplemental Restraint System (SRS) airbags

This model is fitted with six airbags. They include SRS airbags for both driver and passenger, side airbags and curtain shield airbags covering both the front and rear seat passengers.



## Driver Attention Alert

The Driver Attention Alert triggers a visual and audible warning when it detects the vehicle hasn't stopped for two hours at speeds above 65 km/h. For further reassurance, the Fatigue Detection System watches for variations in the vehicle's road positioning and escalates further warnings to the driver to 'Take a break!'



## Adaptive Cruise Control

Toyota Safety Sense's Adaptive Cruise Control keeps a minimum preset distance from the vehicle in front. If this distance falls, the system reduces the speed. If the distance increases again, it will gradually accelerate until the vehicle returns to your chosen cruising speed.

# PROACE VERSO SHUTTLE

## Main features

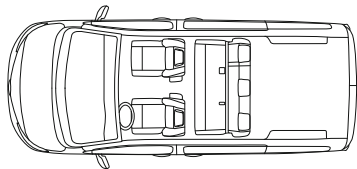
- 16" steel wheels with wheel caps (5-triple-spoke)
- Body-coloured front bumper
- Body-coloured door mirrors
- Midnight tinted (70%) privacy glass on rear passenger windows
- Heated door mirrors
- Multi-reflector halogen headlamps
- Front fog lamps
- Cruise Control
- Dark grey fabric
- Manual air conditioning
- Driver seat armrest
- Height-adjustable driver seat
- Child safety door lock
- Radio player
- 8 speakers
- Aux-in and USB connectors
- Bluetooth® hands-free system
- Stop & Start System

## Optional features

- Dusk and rain sensors
- Automatic air conditioning

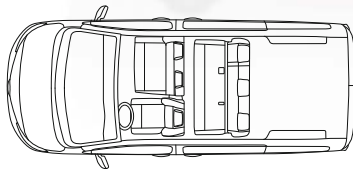
## Seating capacity

Available in Compact, Medium and Long.

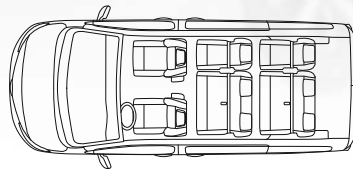


Up to 5 seats 

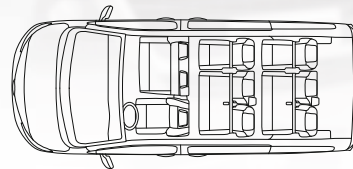
\* Compact with 3rd row 3-seat rear bench.



Up to 6 seats 



Up to 8 seats\* 



Up to 9 seats\* 



# SHUTTLE



**SCAN THIS  
QR CODE.**  
Configure your  
PROACE VERSO.



# PROACE VERSO FAMILY

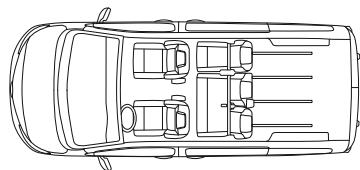
## Main features (additional to Shuttle)

- Opening window on rear tailgate
- Brown fabric
- Black leather (optional)
- Toyota Skyview®
- Conversation mirror
- Rear-view camera display in display audio screen
- Dynamic guide lines on rear-view camera display
- 2nd row passenger window manual sunshades
- Fold-up tables
- Pro-Touch multimedia system
- Navigation system
- Headlamp cleaners
- Front parking sensors
- Panoramic View Monitor



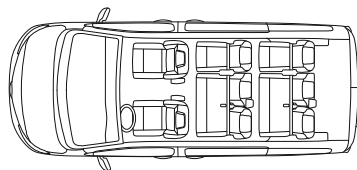
## Seating capacity

Available in Compact.



Up to 5 seats 

Available in Compact, Medium and Long.



Up to 8 seats 



# FAMILY



# PROACE VERSO VIP

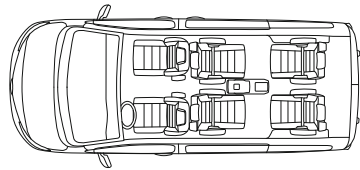
## Main features (additional to Family)

- 17" machined-face alloy wheels (5-double-spoke)
- Limo-tinted (90%) privacy glass on rear passenger windows
- Electric sliding doors
- Kick-activated side door opening
- Black leather
- 3-spoke leather steering wheel
- Automatic air conditioning
- Heated driver & front passenger seats
- Massage function on front seats
- 2nd row captain seats (2)
- Heated washer nozzle on windshield
- Head Up Display
- Rear passenger lounge table on rails
- Premium surround sound system
- Digital Audio Broadcast (DAB)
- Daytime Running Lights (LED)
- Adaptive Cruise Control
- Rear parking sensors

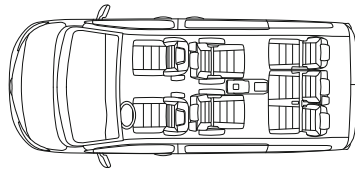


## Seating capacity

Available in Medium and Long.



Up to 6 seats 



Up to 7 seats 





# VIP



# TRANSPORT AND UTILITY ACCESSORIES



## **Detachable towing hitch**

The hitch lets you make full use of your vehicle's powerful towing capacity and has a hook that removes when not required.



## **Vertical cargo net**

Reassuring practicality. The net clips onto hooks in the luggage area and is ideal for keeping small items tidy yet accessible.

## **FOR THOSE PERSONAL TOUCHES**

Tailored for the way you like things to be. That's exactly the thinking behind the range of genuine Toyota accessories. Wherever you go with your PROACE VERSO, on business or as a family, Toyota accessories add those personal touches that make each journey even more of a pleasure.

**Ski boxes**

Thule ski boxes have been designed to exactly the right length, shape and capacity for carrying your winter sports accessories.

**Roof rack bars**

The easy-to-fit-lockable bars combine to form a base for carrying items such as bicycles or luggage and ski boxes.

Visit [www.toyota-europe.com](http://www.toyota-europe.com) or pick up a brochure at your local Toyota retailer for details of the full range of accessories.



# PROTECTION, STYLING AND SAFETY ACCESSORIES

Visit [www.toyota-europe.com](http://www.toyota-europe.com) or pick up a brochure at your local Toyota retailer for details of the full range of accessories.

For the heart and mind. Toyota accessories such as side bars and alloy wheels add extra style to create a memorable impression wherever you go. Practical details like the parking system, rear bumper plate and floor mats help protect those good looks for longer.



## **Wind deflectors**

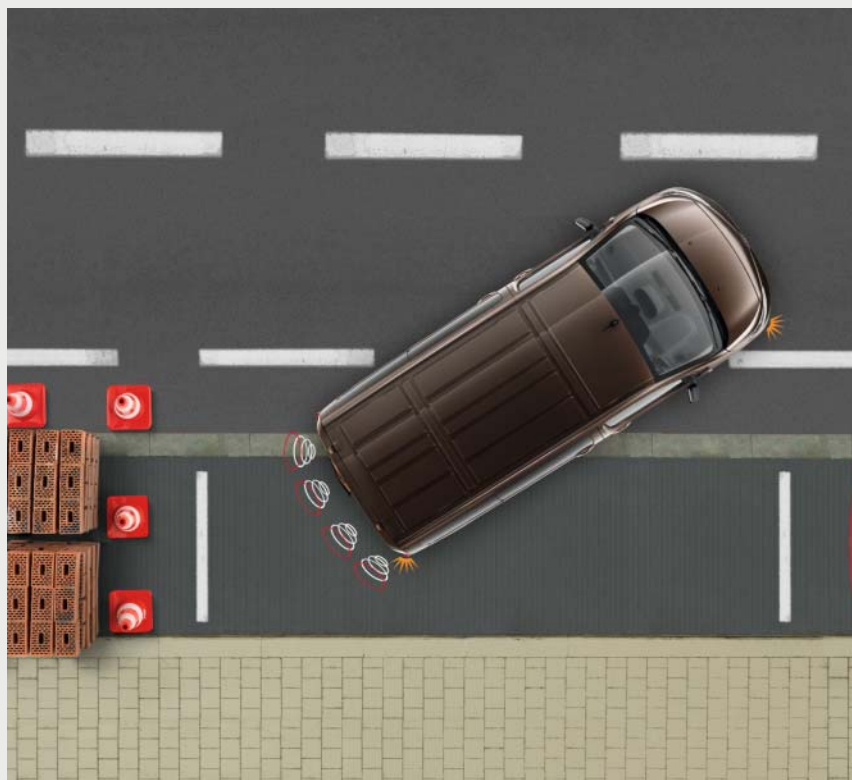
Minimise wind noise and turbulence inside the cabin when driving with open windows.

## **Side bars, stainless steel**

The distinctive tubular stainless steel bars enhance your vehicle's styling while also guarding the side panels against minor impacts.

## **Mud flaps**

Designed to minimise water, mud and stones spraying onto your vehicle's body. For the front and rear.



### Parking aid system

When space is tight, the Toyota parking aid system is perfect for helping avoid accidental bumps and scrapes.

Sensors in the rear bumper link to an in-car warning beeper that automatically activates when reverse gear is engaged. The beeps become ever more frequent the closer you get to an obstacle. Conveniently, the system can be switched off when you don't need it.



### Textile floor mats for front seats

Great-looking, long-lasting mats to protect your car's cabin carpets. Safety fixings hold the driver's mat firmly in place.



### Rear bumper protection plate, stainless steel

Custom-designed with a wrap-over edge to shield the rear bumper against scratching when loading or unloading.

# COMPLETE YOUR LOOK



**EWP Arctic White**



**NEU Grey Limestone\***



**EZR Atomium Silver\***



**EVL Falcon Grey\***



**EXY Misty Black**



**KNP Majestic Blue**



**KHK Carnelian Orange\***



**KCM Rich Brown\***

\* Metallic paint.





**16" steel wheels with wheel caps  
(5-triple-spoke)**  
Standard on Shuttle



**17" machined-face alloy  
wheels (5-double-spoke)**  
Standard on Family, VIP



**Brown fabric**  
Standard on Family



**Dark grey fabric**  
Standard on Shuttle



**Black leather**  
Standard on VIP,  
optional on Family



**PVC**  
Optional on Shuttle

# SPECIFICATIONS

ENVIRONMENTAL PERFORMANCE	1.6 I D-4D 95 Diesel 5 M/T	1.6 I D-4D 95 Diesel 6 MM	1.6 I D-4D 115 Diesel 6 M/T	2.0 I D-4D 150 Diesel 6 M/T	2.0 I D-4D 180 Diesel 6 A/T
<b>Fuel consumption (applicable legislation)</b>					
Combined driving (litres/100 km)	5.5	5.4	5.1–5.2	5.3–5.5	5.9
Urban driving (litres/100 km)	6.0	5.5	5.5–5.6	5.9	6.3
Extra urban driving (litres/100 km)	5.2	5.3	4.9–5.0	4.9–5.3	5.5
Fuel tank capacity (litres)	69	69	69	69	69
<b>Carbon dioxide, CO<sub>2</sub> (applicable legislation)</b>					
Combined driving (g/km)	144	139	133–137	139–147	155
Urban driving (g/km)	156	142	143–148	154	165
Extra urban driving (g/km)	136	137	127–131	129–140	145
<b>Exhaust emissions (regulation EC 715/2007 as amended by EC 2015/45W, EC 2016 646W)</b>					
Euro class	EURO 6 W	EURO 6 W	EURO 6 W	EURO 6 W	EURO 6 W
Carbon Monoxide, CO (mg/km)	259.3	159.3	195.9	191.7	115.8
Nitrogen Oxides, NO <sub>x</sub> (mg/km)	48.2	32.5	34.7	67.5	35.0
Hydrocarbons, THC & Nitrogen Oxides, NO <sub>x</sub> (mg/km)	69.6	45.7	54.0	76.7	41.8
Smoke particulates (mg/km)	0.15	0.5	0.45	0.24	0.33
Sound level drive by (dB(A))	69.1	68.7	69.2	73.5	73.2

The fuel consumption, CO<sub>2</sub> and noise values are measured in a controlled environment on a basic production vehicle, in accordance with the requirements of European law published by the European Commission. For further information, or if you are interested in buying a basic production vehicle, please contact Toyota Motor Europe NV/SA. The fuel consumption and CO<sub>2</sub> values of your vehicle may vary from those measured. Driving behaviour as well as other factors (such as road conditions, traffic, vehicle condition, installed equipment, load, number of passengers, ...) play a role in determining a car's fuel consumption and CO<sub>2</sub> emissions.

ENGINE	1.6 I D-4D 95 Diesel 5 M/T	1.6 I D-4D 95 Diesel 6 MM	1.6 I D-4D 115 Diesel 6 M/T	2.0 I D-4D 150 Diesel 6 M/T	2.0 I D-4D 180 Diesel 6 A/T
Engine code	3WZ-TV	3WZ-TV	3WZ-HV	4WZ-FTV	4WZ-FHV
Number of cylinders	4, in line	4, in line	4, in line	4, in line	4, in line
Valve mechanism	8-valve DOHC, belt driven	8-valve DOHC, belt driven	8-valve DOHC, belt driven	16-valve DOHC, belt driven	16-valve DOHC, belt driven

ENGINE	1.6 l D-4D 95 Diesel 5 M/T	1.6 l D-4D 95 Diesel 6 MM	1.6 l D-4D 115 Diesel 6 M/T	2.0 l D-4D 150 Diesel 6 M/T	2.0 l D-4D 180 Diesel 6 A/T
Fuel system	Common rail diesel direct injection	Common rail diesel direct injection	Common rail diesel direct injection	Common rail diesel direct injection	Common rail diesel direct injection
Displacement (cc)	1560	1560	1560	1997	1997
Bore x stroke (mm x mm)	75 x 88.3	75 x 88.3	75 x 88.3	85 x 88.0	85 x 88.0
Compression ratio	17:1	17:1	17:1	16.7:1	16.7:1
Maximum torque (Nm/rpm)	210/1500–3000	240/1750–2000	300/1750–2000	370/2000–2500	400/2000–2500
Maximum output (DIN hp)	95	95	116	150	177
Maximum output (kW@rpm)	70/3750	70/3750	85/3500	110/3500–4000	130/3750
PERFORMANCE	1.6 l D-4D 95 Diesel 5 M/T	1.6 l D-4D 95 Diesel 6 MM	1.6 l D-4D 115 Diesel 6 M/T	2.0 l D-4D 150 Diesel 6 M/T	2.0 l D-4D 180 Diesel 6 A/T
Maximum speed (km/h)	145	145	160	170	170
0–100 km/h (secs)	19.1	18.5	16.1	13.0	10.1
SUSPENSION	1.6 l D-4D 95 Diesel 5 M/T	1.6 l D-4D 95 Diesel 6 MM	1.6 l D-4D 115 Diesel 6 M/T	2.0 l D-4D 150 Diesel 6 M/T	2.0 l D-4D 180 Diesel 6 A/T
Front suspension	Pseudo Macpherson with anti-roll bar	Pseudo Macpherson with anti-roll bar	Pseudo Macpherson with anti-roll bar	Pseudo Macpherson with anti-roll bar	Pseudo Macpherson with anti-roll bar
Rear suspension	Oblique wishbone trailing arms	Oblique wishbone trailing arms	Oblique wishbone trailing arms	Oblique wishbone trailing arms	Oblique wishbone trailing arms
BRAKES	1.6 l D-4D 95 Diesel 5 M/T	1.6 l D-4D 95 Diesel 6 MM	1.6 l D-4D 115 Diesel 6 M/T	2.0 l D-4D 150 Diesel 6 M/T	2.0 l D-4D 180 Diesel 6 A/T
Front brakes	Ventilated disc	Ventilated disc	Ventilated disc	Ventilated disc	Ventilated disc
Rear brakes	Disc	Disc	Disc	Disc	Disc

A/T = Automatic transmission    M/T = Manual transmission    MM = Multimode

For detailed information on specifications for your chosen model please contact Toyota Motor Europe NV/SA.



# SPECIFICATIONS

STEERING	Compact	Medium	Long
Turning circle – tyre (m)	11.3	12.4	12.4
Turning radius – tyre (m)	5.65	6.2	6.2

INTERIOR DIMENSIONS & LOAD VOLUME	Compact	Medium	Long
Luggage capacity, up to roof, rear seat up (litres)	1700/2100	2300/2550	3000/3100
3rd row up: belt line (litres)	140/224	507/603	912/989
3rd row up: roof (litres)	–	655/798	1237/1384
2nd row up: belt line (litres)	1172/1356*	950/1000/1556/1624*	1350/1400/1950/2011*
2nd row up: roof (litres)	1350/1633/1978*	1600/1750/2228/2381*	2250/2400/2787/2932*
1st row up: belt line (litres)	2200	2700	3300
1st row up: roof (litres)	1500	1800	2300
Interior length (mm)	2811	3161	3511
Interior width (mm)	1515	1515	1515
Luggage overall length, rear seat up (mm)	180/1138/180*	608/1488/2413*	958/1838/2763*
Luggage overall width (mm)	1618	1618	1618
Luggage overall height (mm)	1334	1337	1339
VDA luggage capacity, up to tonneau cover, rear seat up (litres)	180/1200	550/1600	980/2000

EXTERIOR DIMENSIONS, WEIGHTS & TOWING CAPACITY	Compact	Medium	Long
Exterior length (mm)	4609	4959	5309
Exterior width (mm)	1920	1920	1920
Exterior height (mm)	1910	1899/1910	1910/1940
Front tread (mm)	1630	1630	1630

**EXTERIOR DIMENSIONS, WEIGHTS & TOWING CAPACITY**

	Compact	Medium	Long
Rear tread (mm)	1618	1618	1618
Front overhang (mm)	881	881	881
Rear overhang (mm)	803	803	1153
Wheelbase (mm)	2925	3275	3275

**WHEELS**

	Shuttle	Family	VIP
16" steel wheels with wheel caps (5-triple-spoke)	●	—	—
17" machined-face alloy wheels (5-double-spoke)	—	●	●
Full spare wheel	●	●	●

● = Standard

○ = Optional

— = Not available

\* Depending on seat configuration.

For detailed information on specifications for your chosen model please contact Toyota Motor Europe NV/SA.



# EQUIPMENT

## EXTERIOR STYLING

	Shuttle	Family	VIP
Silver surround on lower front grille	●	●	●
Silver surrounds on front fog lamps	●	●	●
Body-coloured front bumper	●	●	●
Black & body-coloured rear bumper	—	—	●
Body-coloured rear bumper	●	●	●
Body-coloured door mirrors	●	●	●
Body-coloured door handles	●	●	●
Chrome insert on door handles	—	●	●
Midnight-tinted (70%) privacy glass on rear windows	●	●	—
Limo-tinted (90%) privacy glass on rear windows	—	—	●
Short antenna	●	●	●

## EXTERIOR COMFORT

	Shuttle	Family	VIP
Headlight cut-off reminder	●	●	●
Dusk sensor	●	●	●
Rain sensor	●	●	●
Power-adjustable door mirrors	●	●	●
Heated door mirrors	●	●	●
Power-retractable door mirrors	—	●	●
Remote door lock	●	●	●
Smart Entry & Start System	—	●	●
Two sliding side doors	●	●	●
Electric sliding door(s)	—	●	●
Kick-activated side doors opening	—	●	●
Two fixed side windows	●	●	●
Rear tailgate	●	●	●

## EXTERIOR COMFORT

	Shuttle	Family	VIP
Fixed window on rear tailgate	●	—	—
Opening window on rear tailgate	—	●	●
Toyota Skyview®	—	●	●

## INTERIOR STYLING

	Shuttle	Family	VIP
3-spoke urethane steering wheel	●	●	—
3-spoke leather steering wheel	—	—	●
Silver insert on steering wheel	●	●	●
Silver surround on analogue speedometer	○	○	●
Chrome centre air vent surround(s)	●	●	●
Chrome insert on centre air vents	●	●	●
Chrome side air vent surrounds	●	●	●
Chrome insert on side air vents	●	●	●
Satin silver front door insert	●	—	—
Brown front door insert	—	●	—
Brushed silver front door insert	—	—	●
Satin silver insert on lower passenger dashboard	●	—	—
Brown insert on lower passenger dashboard	—	●	—
Brushed silver insert on lower passenger dashboard	—	—	●
Silver interior door handles	●	●	●

## INTERIOR COMFORT

	Shuttle	Family	VIP
Push-button start	—	●	●
Analogue speedometer	●	●	●
Additional digital speedometer in multi-information display	●	●	●
Analogue tachometer	●	●	●



## INTERIOR COMFORT

	Shuttle	Family	VIP
Electrochromatic rear-view mirror	●	●	●
Conversation mirror	—	●	—
Rear-view camera display in display audio screen	—	●	●
Dynamic guide lines on rear-view camera display	—	●	●
Automatic air conditioning	●	●	●
Rear passenger air conditioning	●	●	●
Rear passenger air vents	●	●	●
Driver seat armrest	●	●	●
Front passenger seat armrest	●	●	●
Leather rear armrest	—	—	●
Individual front passenger seat	●	●	●
Power-sliding driver seat	—	●	●
Power-sliding front passenger seat	—	●	●
Power-reclining driver seat	—	●	●
Power-reclining front passenger seat	—	●	●
Height-adjustable driver seat	●	●	●
Height-adjustable front passenger seat	—	●	●
Adjustable lumbar support on driver seat	●	●	●
Adjustable lumbar support on front passenger seat	—	●	●
Heated driver & front passenger seats	—	●	●
Massage function on front seats	—	●	●
2nd row 3-seat rear bench	●	●	—
2nd row captain seats (2)	—	—	●
2nd row removable rail seats/bench	—	●	●
Sliding 2nd row rear seats	—	●	●
Reclining 2nd row rear seats	—	●	●
Forward-tilting 2nd row rear seats	●	—	—
Upright-folding 2nd row rear seats	●	—	—
Individually folding 2nd row rear seats	—	—	●
1/3 : 2/3 split-folding 2nd row rear seats	●	●	—

## INTERIOR COMFORT

	Shuttle	Family	VIP
3rd row 3-seat rear bench	●	●	●
3rd row removable rail seats	—	●	●
Sliding 3rd row rear seats	—	●	●
Reclining 3rd row rear seats	—	●	●
Upright folding 3rd row rear seats	●	—	—
1/3 : 2/3 split-folding 3rd row rear seats	●	●	●
Front power windows	●	●	●
Auto up & down function on all power windows	●	●	●
Noise reduction layer on windshield	●	●	●
Thermal insulated windshield glass	●	●	●
2nd row rear passenger window manual sunshades	—	●	●
Rear window wiper	●	●	●
Rear window defogger	●	●	●
Front room lamp (bulb type)	●	●	—
Front room lamp (LED type)	—	—	●
Driver & front passenger personal lamps (bulb type)	●	●	—
Driver & front passenger personal lamps (LED type)	—	—	●
2nd row rear passenger room lamp (bulb type)	●	●	—
2nd row rear passenger room lamp (LED type)	—	—	●
2nd row rear passenger personal lamps (bulb type)	●	●	—
2nd row rear passenger personal lamps (LED type)	—	—	●
3rd row rear passenger room lamp (bulb type)	●	●	—
3rd row rear passenger room lamp (LED type)	—	—	●
3rd row rear passenger personal lamps (bulb type)	●	●	—
3rd row rear passenger personal lamps (LED type)	—	—	●

● = Standard    ○ = Optional    — = Not available

Availability is indicative and depends on your chosen configuration. For detailed information on equipment for your chosen model please contact Toyota Motor Europe NV/SA.

# EQUIPMENT

## INTERIOR COMFORT

	Shuttle	Family	VIP
Boot lamp	●	—	—
Portable boot lamp	—	●	●
Front 12V power outlet (2)	●	●	●
2nd row rear passenger 12V power outlet	●	●	●
2nd row rear passenger 220V power outlet	—	●	●
3rd row rear passenger 12V power outlet	●	●	●
Power door lock	●	●	●
Child safety door lock	●	—	—
Power child safety door lock	—	●	●
White LCD multi-information display	●	—	—
Coloured TFT multi-information display	○	●	●
Head Up Display	—	●	●
Audio switches on steering wheel	●	●	●
Multi-information display switches on steering wheel	●	●	●
Telephone switch on steering wheel	●	●	●
Cruise Control switch on steering wheel	●	●	●
Adaptive Cruise Control (ACC) switch on steering wheel	○	○	○
Front overhead assist grips	●	●	●
Rear overhead assist grips	●	●	●
Driver & front passenger floor mats	●	●	●
Rear passenger floor mats	●	●	●

## STORAGE

	Shuttle	Family	VIP
Open upper dashboard storage compartment	●	—	—
Closed upper dashboard storage compartment	—	●	●
Glovebox lamp	●	●	●

## STORAGE

	Shuttle	Family	VIP
Cooler in upper glovebox	●	●	●
Front door pockets	●	●	●
Rear door pockets	●	●	●
Front cup holders	●	●	●
Rear cup holders	●	●	●
Rear passenger coat hook	●	●	●
Plastic floor trim	●	—	—
Fold-up tables	—	●	●
Carpet floor trim	●	●	●
Rear passenger lounge table on rails	—	—	●
Hard tonneau cover	—	●	●
Luggage partition net	●	—	—
Hooks for luggage holding net	●	—	—
Luggage holding net	●	●	●

## MULTIMEDIA

	Shuttle	Family	VIP
Radio player	●	—	—
Pro-Touch multimedia system	○	●	●
Navigation system	○	●	●
7" multimedia display	○	●	●
8 speakers	●	●	—
9 speakers	—	●	●
Premium surround sound system	—	●	●
Aux-in connector	●	●	●
USB connector	●	●	●
Bluetooth® hands-free system	●	●	●
Wi-Fi connectivity	○	●	●
Voice recognition	○	●	●

**MULTIMEDIA**

Digital Audio Broadcast (DAB)

Shuttle	Family	VIP
---------	--------	-----

—	—	●
---	---	---

**SAFETY**

5-Star Euro NCAP safety rating

Shuttle	Family	VIP
---------	--------	-----

●	●	●
---	---	---

Multi-reflector halogen headlamps

●	●	—
---	---	---

High Intensity Discharge (HID) headlamps

—	—	●
---	---	---

Automatic High Beam

—	●	●
---	---	---

Headlamp cleaners

—	●	●
---	---	---

Front fog lamps

●	●	●
---	---	---

Cornering lights

●	●	●
---	---	---

Daytime running lights (bulb type)

●	●	—
---	---	---

Daytime running lights (LED type)

—	—	●
---	---	---

Adjustable Speed Limiter (ASL)

●	●	●
---	---	---

Cruise Control

●	●	●
---	---	---

Adaptive Cruise Control

—	—	●
---	---	---

Anti-lock Braking System (ABS) with Electronic Brake force Distribution (EBD)

●	●	●
---	---	---

Brake Assist (BA)

●	●	●
---	---	---

High-mounted stop lamp (LED type)

●	●	●
---	---	---

Rear combination lamps (bulb type)

●	●	●
---	---	---

Pre-Collision System with Pedestrian Detection

—	—	●
---	---	---

Blind Spot Monitor (BSM)

—	●	●
---	---	---

Road Sign Assist

—	●	●
---	---	---

Lane Departure Alert

—	●	●
---	---	---

Driver attention alert

—	●	●
---	---	---

Vehicle Stability Control (VSC)

●	●	●
---	---	---

Toyota Traction Select

—	●	—
---	---	---

Hill-start Assist Control (HAC)

●	●	●
---	---	---

**SAFETY**

Tyre Pressure Warning System (TPWS)

Shuttle	Family	VIP
---------	--------	-----

●	●	●
---	---	---

Front parking sensors

—	●	●
---	---	---

Rear parking sensors

—	●	●
---	---	---

Rear-view camera

—	●	●
---	---	---

Panoramic View Monitor

—	●	●
---	---	---

Intrusion alarm

—	—	●
---	---	---

Motion sensor alarm

—	—	●
---	---	---

Anti-tamper alarm

—	—	●
---	---	---

Glass-breaking alarm sensors

—	—	●
---	---	---

Supplemental Restraint System (SRS) airbags – 4 airbags

●	—	—
---	---	---

Supplemental Restraint System (SRS) airbags – 6 airbags

—	●	●
---	---	---

Front passenger airbag on/off switch

●	●	●
---	---	---

ISOFIX seat fixing

●	●	●
---	---	---

Rear headrests (3)

●	●	—
---	---	---

Rear headrests (4)

—	—	○
---	---	---

Rear headrests (5)

—	—	●
---	---	---

Rear headrests (6)

○	○	—
---	---	---

**PERFORMANCE, TRANSPORT AND PROTECTION**

Shuttle	Family	VIP
---------	--------	-----

Stop &amp; Start System

●	●	●
---	---	---

Fuel burner heater

—	—	●
---	---	---

Body-coloured protection moulding on side doors

●	●	●
---	---	---

● = Standard    ○ = Optional    — = Not available

Availability is indicative and depends on your chosen configuration. For detailed information on equipment for your chosen model please contact Toyota Motor Europe NV/SA.





## Complete peace of mind with Toyota




### Quality Service

Your Toyota retailer will advise you on your car's service requirements. It will need a Health & Safety check at least once every 2 years/30,000 km (whichever comes sooner). An intermediate check is necessary every year or 15,000 km.



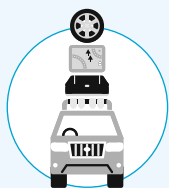
### Low Maintenance Costs

All Toyota vehicles are designed and engineered to minimise your maintenance costs. This includes fewer parts that require servicing and, equally important, is that Toyota vehicle technology is made easily accessible so that maintenance labour time is less and pricing is competitive.



### Genuine Parts

Providing the reassurance of Toyota quality, only genuine and approved components are used on your vehicle. If the vehicle is damaged, its design helps minimise the cost of repair because the most expensive-to-replace parts are deliberately located away from common damage zones. The result is ultimately less expense for parts and labour.



### Genuine Accessories

Toyota genuine accessories are designed and manufactured with the same care, quality and attention to detail as Toyota vehicles. Adding a touch of style, comfort, convenience and practicality, they are tested for exceptional durability to enhance the enjoyment of your new car. All accessories are covered by a 3-year warranty when purchased together with the vehicle\*.



### Comprehensive Warranty

Every new Toyota comes with a 3-year/100,000 km vehicle warranty, which covers any defect caused by a manufacturing fault. Transport to the nearest authorised Toyota repairer will also be covered. In addition, a 3-year/unlimited mileage paint warranty protects against defects and surface rust caused by a manufacturing fault. Every new Toyota is covered by a 12-year anti-corrosion warranty (not valid for commercial vehicles) against perforation of body panels caused by a manufacturing fault in materials or workmanship.



### Toyota Eurocare

Enjoy peace of mind driving with complimentary Toyota Eurocare roadside assistance in 40 European countries for 3 years<sup>§</sup>. If you experience a problem with your vehicle, Toyota Eurocare offers several possibilities to keep you on the road.



### Added Security

Toyota's comprehensive security system withstands the insurance industry's rigorous 5-minute attack test. The alarm system and engine immobiliser are approved by all of Europe's major insurance companies.

\* Check with your retailer for specific warranty details. <sup>§</sup> Belgium 5 years/Portugal and Denmark 1 year.

# TOYOTA SERVICE

**Trained technicians, proven expertise and unrivalled customer care: welcome to Toyota Service.**

With Toyota Service you can relax knowing that we know your car better than anyone else. After all, we designed it, produced it and use only trained technicians and consultants to take care of you and your Toyota.

- Toyota technicians are trained to the highest standards
- Only original parts are used
- Highest levels of service and customer care
- Continued value for money
- The convenience of Online Service Booking



# Toyota BusinessPlus

**Welcome to Toyota BusinessPlus – your business partner committed to your success and dedicated to exceeding expectations.**

Our rich heritage and experience of producing commercial vehicles means the new PROACE VERSO will be a cost-effective addition your business. To ensure you find the perfect vehicle, the trained consultants in our Authorised Retailers will guide you through the range of configurations, accessories and conversion solutions so you can find the perfect PROACE VERSO for your needs.

The cost-saving benefits of PROACE VERSO include:

- Favourable residual values
- Best-in-class CO<sub>2</sub> emissions
- Leading fuel efficiency

The Toyota BusinessPlus Promise:

- Wide-ranging solutions for every business need
- A quality experience at every stage
- A global reputation for quality and reliability
- Tailored advice and one-on-one support
- A partnership that's built on the long-term
- A commitment to technological and environmental innovations







ALWAYS A  
**BETTER** WAY

# PROACE VERSO. A SMOOTH DRIVE EQUIPPED FOR AN EASY LIFE.

[www.toyota-europe.com](http://www.toyota-europe.com)



**To continue your  
experience scan  
this QR code.**

To the best of our knowledge, all information in this brochure is correct at time of going to print. Details of specifications and equipment provided in this brochure are subject to local conditions and requirements and may, therefore, vary from models available in your area. Please enquire with your local retailer for details on your local specifications and equipment. • Vehicle body colours may differ slightly from the printed photographs in this brochure. • The readability of QR codes present in this brochure may differ according to the scanner used. Toyota cannot be held responsible should your device not be able to read any QR codes. • Toyota Motor Europe reserves the right to alter any details of specifications and equipment without prior notice. • © 2017 by Toyota Motor Europe NV/SA ("TME"). • No part of this publication may in any way be reproduced without the prior written approval of Toyota Motor Europe.